

**WIRING DIAGRAMS**  
**Article Text**  
1992 Volkswagen Jetta  
For Volkswagen Technical Site  
Copyright © 1998 Mitchell Repair Information Company, LLC  
Tuesday, December 07, 1999 11:31PM

**ARTICLE BEGINNING**

1992 WIRING DIAGRAMS  
Volkswagon

JETTA & JETTA GLI

**COMPONENT LOCATION MENU**

COMPONENT LOCATIONS TABLE

AA

| Component   | Figure No. (Location) |
|---|-----------------------|
| A/C CLUTCH RELAY (16V GLI) .....                  | 6 (D 23)              |
| A/C COMPRESSOR CLUTCH (16V GLI) .....             | 6 (D 23)              |
| A/C COMPRESSOR CLUTCH (DIGIFANT AND DIESEL) ..... | 6 (D 23)              |
| A/C COMPRESSOR CLUTCH (ECO DIESEL) .....          | 3 (E 11)              |
| A/C EVAP TEMPERATURE SWITCH (ECO DIESEL) .....    | 6 (D 23)              |
| A/C LOW PRESSURE SWITCH (ECO DIESEL) .....        | 3 (E 9)               |
| A/C REFRIG LOW PRESSURE SWITCH (16V GLI) .....    | 1 (C 1)               |
| A/C SWITCH .....                                  | 6 (E 21, 22)          |
| A/C TIME DELAY RELAY .....                        | 1 (B, C 1)            |
| A/T CONSOLE LIGHT .....                           | 8 (A 29)              |
| ABS BRAKE WARNING SWITCHES .....                  | 4 (B 15)              |
| ABS SYSTEM .....                                  | 4 (B, E 12, 15)       |
| ABS WARNING LIGHT .....                           | 4 (C 12)              |
| ALTERNATOR .....                                  | 1 (B 3)               |
| ALTITUDE CORRECTION VALVE (DIESEL) .....          | 5 (E 16)              |
| BACK-UP LIGHT SWITCH .....                        | 8 (B 29)              |
| BATTERY .....                                     | 1 (A 2)               |
| BEAM SELECT SWITCH .....                          | 6 (A 20, A 22)        |
| BLOWER RESISTOR .....                             | 6 (E 20, A 22)        |
| CENTRAL LOCKING SWITCH .....                      | 9 (C 33)              |
| CIGARETTE LIGHTER AND LIGHT .....                 | 7 (A 24)              |
| CIS-E MOTRONIC CONTROL UNIT (16V GLI) .....       | 3 (A, C 11)           |
| COOLANT LOW LEVEL SWITCH .....                    | 7 (B 25)              |
| COOLANT TEMPERATURE SENDER .....                  | 7 (A 25)              |
| CRUISE CONTROL SYSTEM .....                       | 4 (A 12, 15)          |
| DEFOGGER SWITCH .....                             | 8 (E 29)              |
| DIAGNOSTIC CONNECTOR (16V GLI) .....              | 3 (C 11)              |
| DIAGNOSTIC CONNECTOR (DIGIFANT CAIF) .....        | 2 (C 7)               |
| DIGIFANT CONTROL UNIT (CALIF) .....               | 2 (A, B 7)            |
| DIGIFANT CONTROL UNIT (EXCEPT CALIF) .....        | 2 (D 7)               |
| DIRECTIONAL SWITCH .....                          | 6 (A 21, A 23)        |
| EMERGENCY FLASHER SWITCH .....                    | 6 (A 20, 22, A 23)    |
| FRESH AIR SWITCH ILLUMINATE LIGHT .....           | 6 (D 20)              |
| FUEL CUT-OFF VALVE (DIESEL) .....                 | 5 (E 16)              |
| FUEL GAUGE SENDER (DIESEL) .....                  | 5 (E 18)              |
| FUEL INJECTORS (DIGIFANT) .....                   | 2 (A 5, E 5-6)        |
| FUEL PUMP (GAS) .....                             | 5 (E 19)              |
| FUEL TANK UNIT (GAS) .....                        | 5 (E 19)              |
| FUSE #23 .....                                    | 6 (D 21)              |

**WIRING DIAGRAMS**  
**Article Text (p. 2)**  
1992 Volkswagen Jetta  
For Volkswagen Technical Site  
Copyright © 1998 Mitchell Repair Information Company, LLC  
Tuesday, December 07, 1999 11:31PM

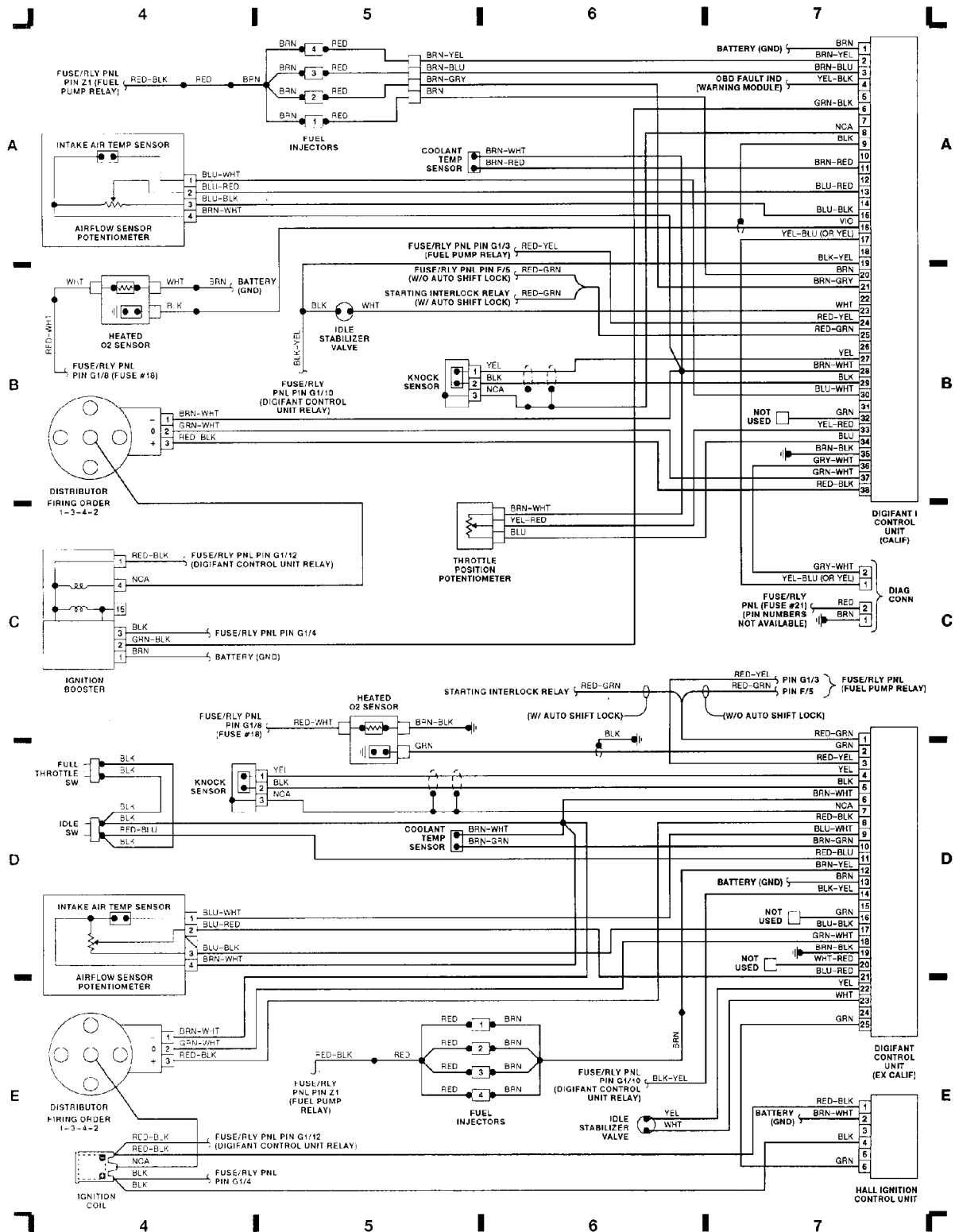
|  |                  |
|--|------------------|
| FUSE RELAY PANEL .....   | 5-8 (C 16-31)    |
| FUSE RELAY PANEL LAYOUT .....  | 9 (D, E 33, 35)  |
| GEAR SELECTOR SWITCH .....   | 8 (A 28, 29)     |
| GLOVE COMPARTMENT LIGHT .....  | 7 (E 26)         |
| GLOW PLUGS (DIESEL) .....  | 5 (E 17)         |
| HYDRAULIC PUMP RELAY .....   | 4 (E 15)         |
| HYDRAULIC UNIT .....   | 4 (E 13, 15)     |
| IDLE STABLE VALVE (16V GLI) .....  | 3 (B 8)          |
| IGNITION BOOSTER (16V GLI) .....   | 3 (D 11)         |
| IGNITION BOOSTER (DIGIFANT CALIF) .....                                  | 2 (C 4)          |
| IGNITION COIL (DIGIFANT EXCEPT CALIF) .....                              | 2 (E 4)          |
| IGNITION CONTROL UNIT (DIGIFANT EXCEPT CALIF) .....                      | 2 (E 7)          |
| IGNITION SWITCH .....  | 5 (A 16)         |
| INSTRUMENT CLUSTER .....   | 9 (A, E 32, 34)  |
| INTERIOR LIGHT DELAY SWITCH .....  | 10 (D, E 36, 37) |
| LEFT FRONT DOOR SWITCH .....   | 10 (E 37, 36)    |
| LIGHT SWITCH .....   | 5 (A 18, 19)     |
| LUGGAGE COMPARTMENT LIGHT SWITCH .....                                   | 7 (A 25)         |
| MULTI-FUNCTION SWITCH .....  | 7 (A 27)         |
| O2 SENSOR (DIGIFANT) .....   | 2 (B 4, C 5)     |
| OIL PRESSURE SWITCHES .....  | 7 (A 25)         |
| PARK BRAKE SWITCHES .....  | 8 (E 31)         |
| POWER MIRRORS .....  | 10 (C, D 36, 38) |
| POWER SEATS .....  | 9 (B, C 35)      |
| POWER WINDOWS .....  | 10 (A, C 36, 38) |
| RADIATOR COOLING SYSTEM (DIESEL) .....                                   | 3 (C, E 8, 11)   |
| RADIATOR COOLING SYSTEM (GAS) .....                                      | 1 (C, E 1, 3)    |
| RADIO (PARTIAL) .....  | 10 (A 38)        |
| SEAT BELT SWITCH .....   | 8 (E 30)         |
| SHIFT LOCK CONTROL UNIT .....  | 8 (A 31, E 30)   |
| STARTER .....  | 1 (A 3)          |
| STARTING INTERLOCK RELAY .....   | 8 (B 31)         |
| STOP LIGHT SWITCH .....  | 8 (D 28)         |
| WARNING MODULE .....   | 9 (B, C 33, 34)  |
| WATER SEPERATOR SENDER (DIESEL) .....                                    | 5 (E 19)         |
| WIPER SYSTEM .....   | 7 (D, E 24, 27)  |
| AA |                  |

Tuesday, December 07, 1999 11:31PM



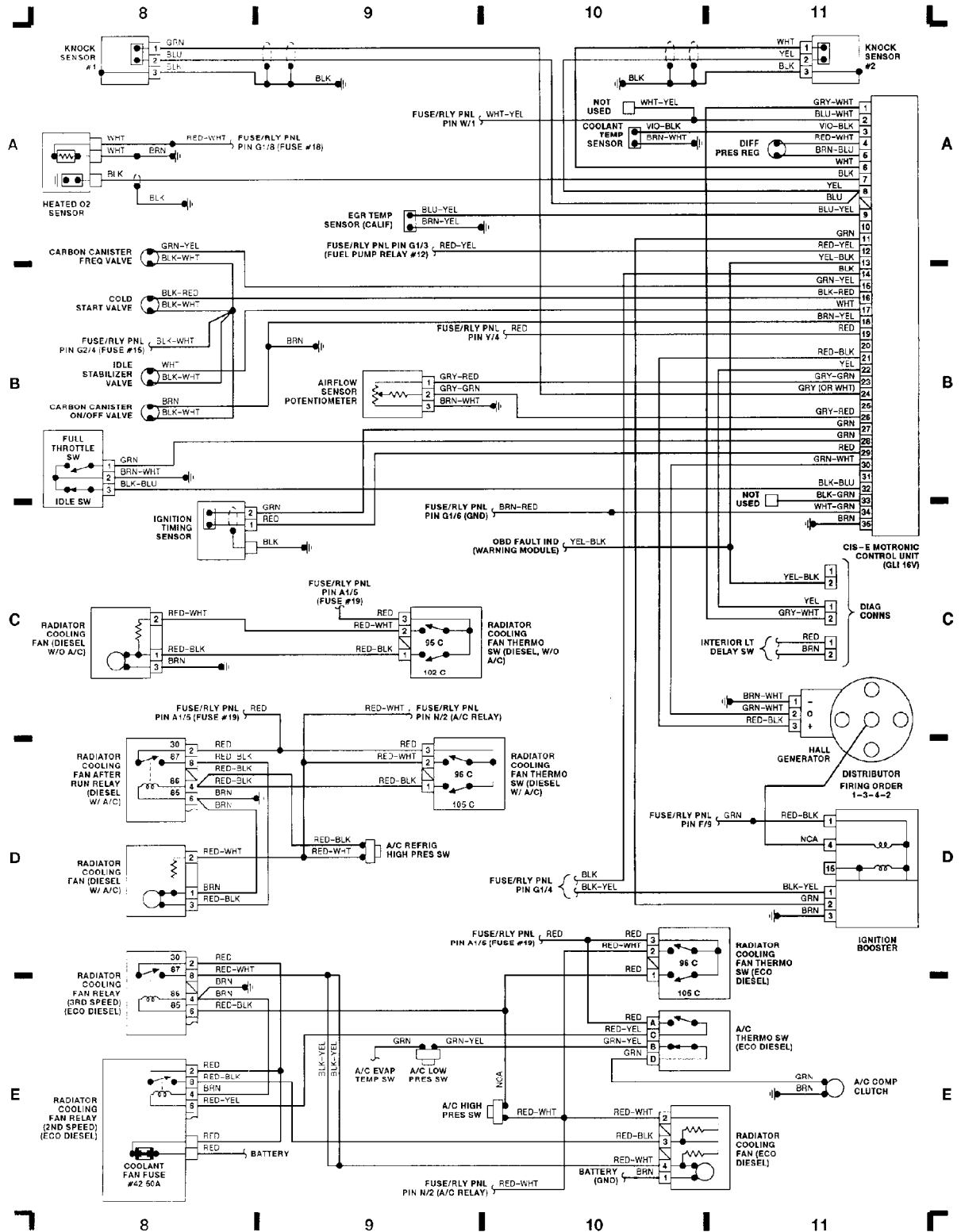
Fig. 1: Engine Compartment, Headlights (Grid 1-3)

**WIRING DIAGRAMS**  
**Article Text (p. 4)**  
 1992 Volkswagen Jetta  
 For Volkswagen Technical Site  
 Copyright © 1998 Mitchell Repair Information Company, LLC  
 Tuesday, December 07, 1999 11:31PM



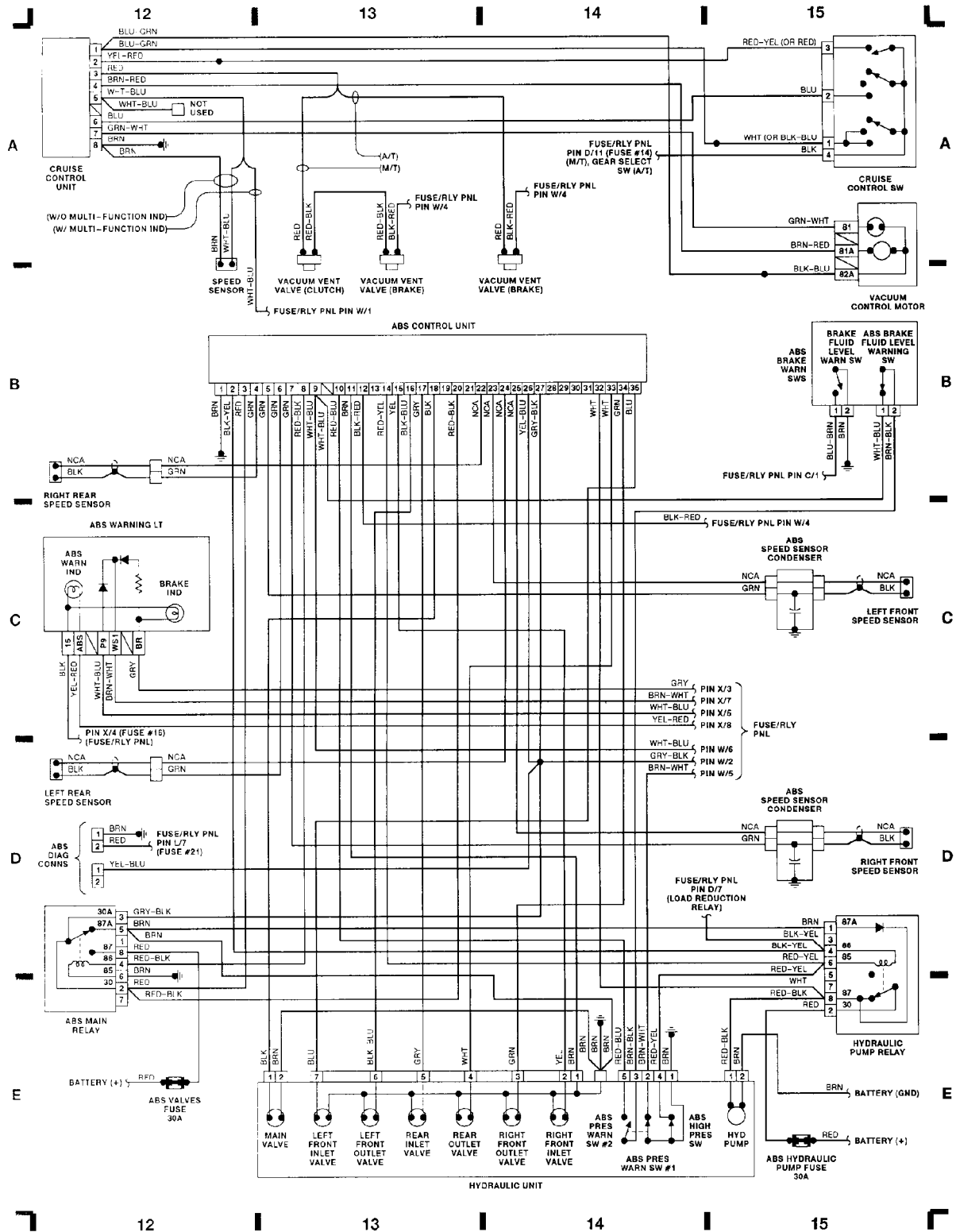
93G03817  
 Fig. 2: Digifant Control Unit (Grid 4-7)

**WIRING DIAGRAMS**  
**Article Text (p. 5)**  
 1992 Volkswagen Jetta  
 For Volkswagen Technical Site  
 Copyright © 1998 Mitchell Repair Information Company, LLC  
 Tuesday, December 07, 1999 11:31PM



93103818  
 Fig. 3: CIS-E Motronic Control Unit (16V GLI) (Grid 8-11)

**WIRING DIAGRAMS**  
**Article Text (p. 6)**  
 1992 Volkswagen Jetta  
 For Volkswagen Technical Site  
 Copyright © 1998 Mitchell Repair Information Company, LLC  
 Tuesday, December 07, 1999 11:31PM



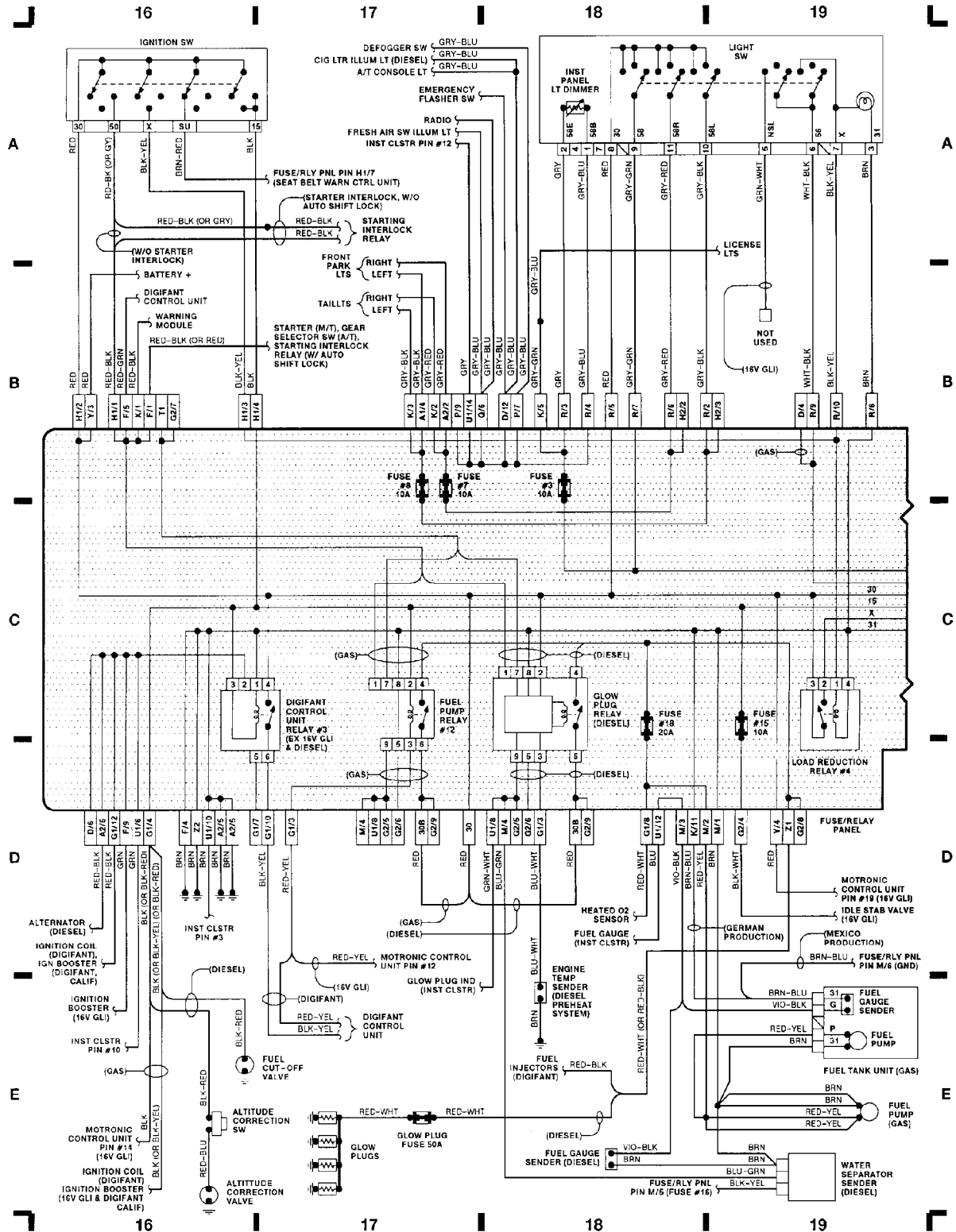
93A03819  
 Fig. 4: ABS Control, Hydraulic, Cruise Control Units (Grid 12-15)

# WIRING DIAGRAMS

## Article Text (p. 7)

### 1992 Volkswagen Jetta

For Volkswagen Technical Site  
Copyright © 1998 Mitchell Repair Information Company, LLC  
Tuesday, December 07, 1999 11:31PM



93C03820  
Fig. 5: Ignition Sw, Light Sw, Fuse Relay Panel (Grid 16-19)

Tuesday, December 07, 1999 11:31PM

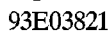
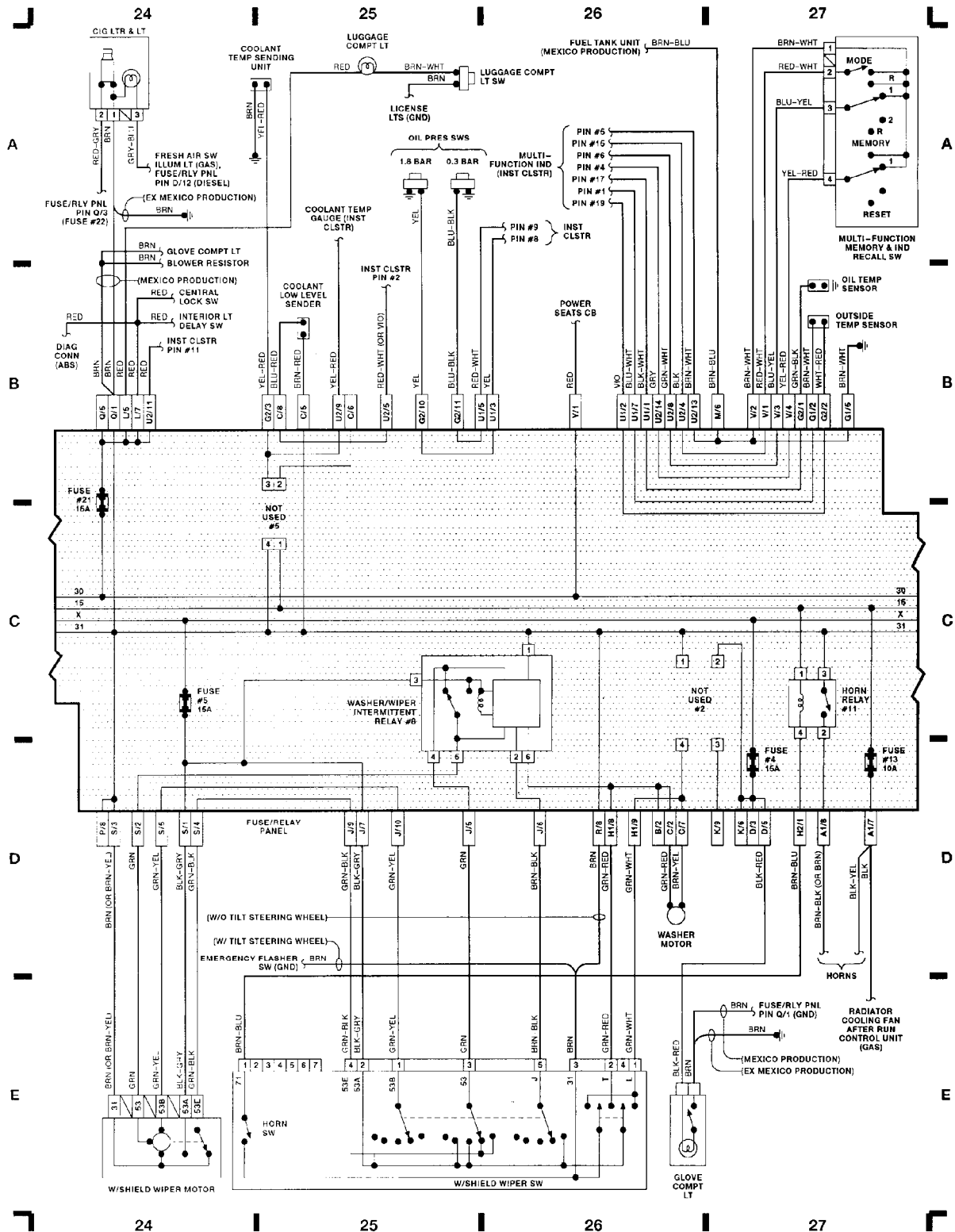


Fig. 6: Emergency Flasher Sw, Fuse Relay Panel (Grid 20-23)



**WIRING DIAGRAMS**  
**Article Text (p. 9)**  
 1992 Volkswagen Jetta  
 For Volkswagen Technical Site  
 Copyright © 1998 Mitchell Repair Information Company, LLC  
 Tuesday, December 07, 1999 11:31PM



93G03822

Fig. 7: Multi-Function Memory Sw, Fuse Relay Panel (Grid 24-27)

Tuesday, December 07, 1999 11:31PM


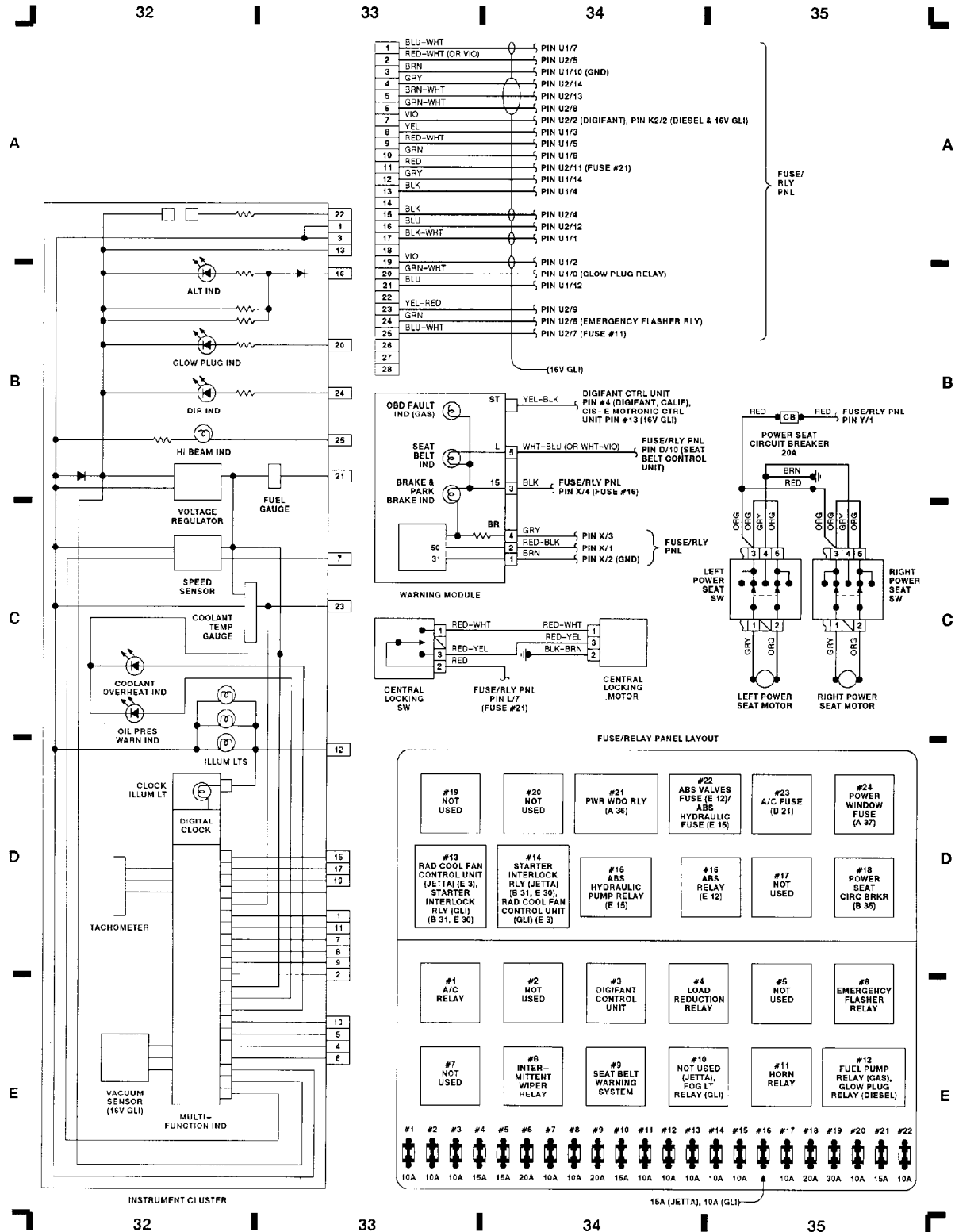


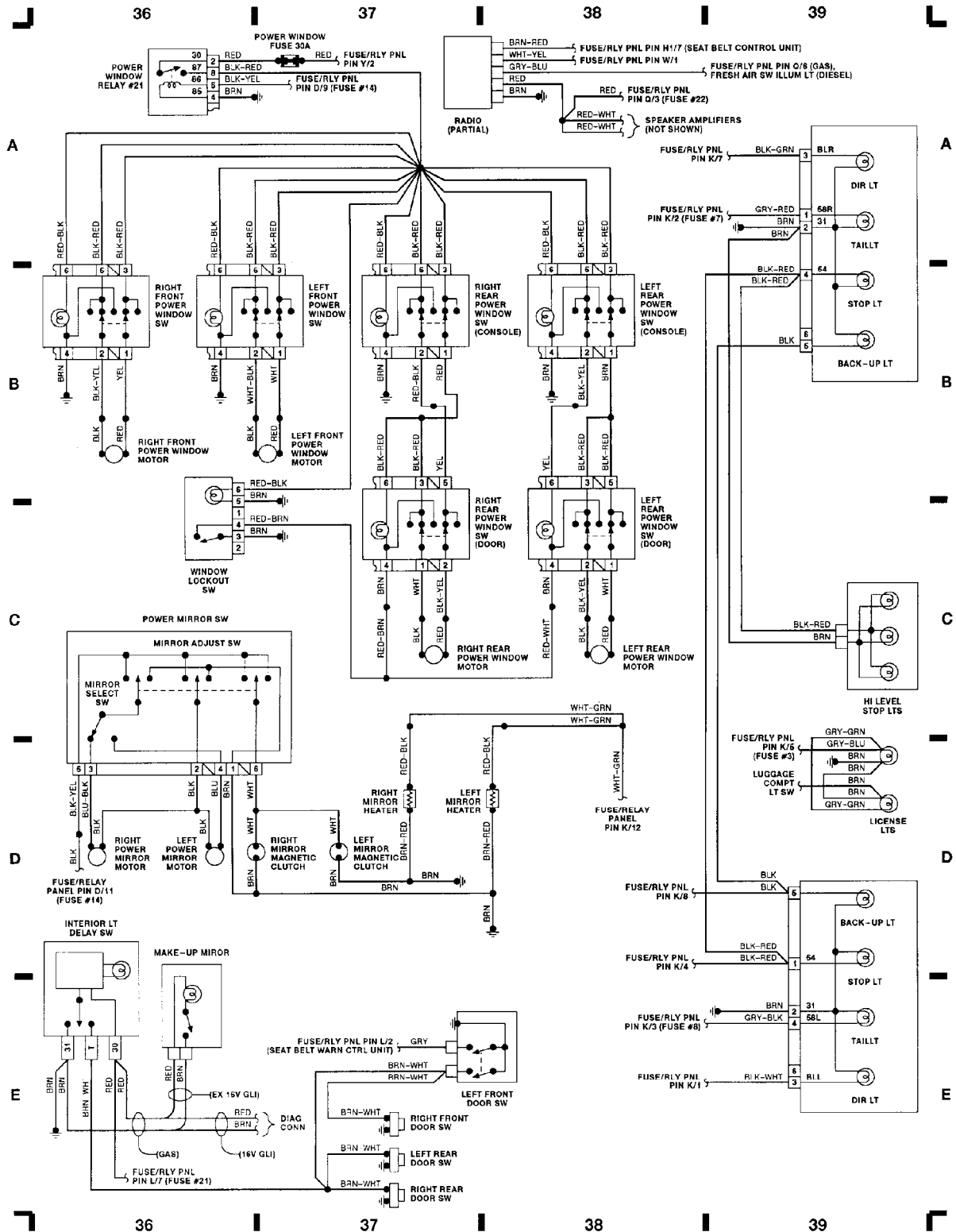
Fig. 8: Starting Interlock Relay, Fuse Relay Panel (Grid 28-31)

**WIRING DIAGRAMS**  
**Article Text (p. 11)**  
 1992 Volkswagen Jetta  
 For Volkswagen Technical Site  
 Copyright © 1998 Mitchell Repair Information Company, LLC  
 Tuesday, December 07, 1999 11:31PM



93A03824  
 Fig. 9: Instrument Cluster, Fuse Relay Panel Layout (Grid 32-35)

**WIRING DIAGRAMS**  
**Article Text (p. 12)**  
 1992 Volkswagen Jetta  
 For Volkswagen Technical Site  
 Copyright © 1998 Mitchell Repair Information Company, LLC  
 Tuesday, December 07, 1999 11:31PM



93D03825  
 Fig. 10: Power Window/Mirror/Door Sw, Tail Lights (Grid 36-39)

END OF ARTICLE