

**WIRING DIAGRAMS**  
**Article Text**  
1993 Volkswagen Passat  
For Volkswagen Technical Site  
Copyright © 1998 Mitchell Repair Information Company, LLC  
Tuesday, December 07, 1999 11:27PM

**ARTICLE BEGINNING**

1993 WIRING DIAGRAMS  
Volkswagen Wiring Diagrams

Volkswagen; Passat

**COMPONENT LOCATION MENU**

COMPONENT LOCATIONS TABLE

AA

Component	Figure No. (Location)
A/C COMPRESSOR CLUTCH .....	7 (E 27)
A/C COMP CLUTCH SHUT-OFF RELAY .....	7 (D 27)
A/C PRES SWITCH .....	7 (E 27)
A/C RELAY .....	7 (C 24)
A/C SWITCH .....	7 (E 25-26)
A/T CONSOLE LIGHT .....	6 (B 21)
A/T CTRL UNIT .....	2 (B-D 4)
ALTERNATOR .....	1 (A-B 3)
ANTI-LOCK BRAKE CTRL SYSTEM (ABS) .....	8 (B-E 28-31)
ANTI-THEFT CONTROL UNIT .....	7 (A 24)
ASHTRAY LIGHT .....	5 (A 16)
BACK-UP LIGHT RELAY .....	1 (C 3)
BACK-UP LIGHT SWITCH .....	4 (A 15)
BATTERY .....	1 (A 2)
CIGARETTE LIGHTER .....	5 (A 16)
COOLANT TEMPERATURE SENSOR .....	4 (D 14)
CRUISE CONTROL SYSTEM .....	1 (C-D 2-3)
DATA LINK CONN (DLC)(2.0L) .....	2 (C 7)
DATA LINK CONN (DLC)(2.8L) .....	3 (C 9)
DEFOGGER GRID .....	6 (A 21-22)
DOOR SWITCHES .....	10 (E 39)
ECM POWER SUPPLY RELAY .....	5 (B 19)
EMERGENCY FLASHER SW .....	5 (E 16-17)
EMERGENCY FLASHER RELAY .....	5 (C 17)
ENGINE CONTROL MODULE (ECM)(2.0L) .....	2 (A-C 7)
ENGINE CONTROL MODULE (ECM)(2.8L) .....	3 (A-E 11)
ENGINE OIL TEMP SENS .....	7 (C 25)
FRESH AIR BLOWER SW (W/ A/C) .....	7 (E 24)
FRESH AIR BLOWER SW (W/O A/C) .....	4 (E 13)
FRESH AIR CONTROL LEVER LIGHT .....	5 (A 16)
FUEL PUMP RELAY .....	4 (C-D 12)
FUEL PUMP/FUEL TANK UNIT .....	4 (E 12)
FUSE #51 .....	2 (D 5)
FUSE RELAY PANEL .....	4-7 (B-D 12-25)
FUSE RELAY PANEL LAYOUT .....	9 (D-E 32-33)
HEADLIGHT SWITCH .....	6 (A 20-21)
HEATED O2 SENSOR .....	3 (A 10)
HEATED O2 SENSOR (2.0L) .....	2 (A-B 5)
HEATED SEATS .....	8 (A-B 28-31)

**WIRING DIAGRAMS**  
**Article Text (p. 2)**  
1993 Volkswagen Passat  
For Volkswagen Technical Site  
Copyright © 1998 Mitchell Repair Information Company, LLC  
Tuesday, December 07, 1999 11:27PM

HOOD SW .....	7 (A 27)
HORN RELAY .....	6 (C 20)
IGNITION BOOSTER .....	2 (D-E 7)
IGNITION COIL (2.8L) .....	3 (E 9-10)
IGNITION SWITCH .....	4 (A 12-13)
INSTRUMENT CLUSTER .....	9 (A-C 32)
INTERIOR LIGHT .....	10 (D-E 37-39)
LEFT DOOR LATCH SW .....	5 (A 19)
LEFT REAR ASHTRAY LIGHT .....	6 (B 21)
LEFT REAR MICRO SWITCH .....	9 (C 33)
LEFT SEAT BELT SWITCH .....	5 (A 18-19)
MULTI-FUNCTION IND SW .....	7 (B-C 25-26)
MULTI-FUNCTION SW .....	2 (A-B 4)
OIL PRESSER SWITCH .....	4 (D 14)
OUTSIDE AIR TEMP SENS .....	7 (D 25)
PARK BRAKE SWITCH .....	5 (A 18)
POWER DOOR LOCKS .....	10 (D-E 36-37)
POWER MIRROR SWITCH .....	6 (A 23)
POWER WINDOW CONTROL UNIT .....	10 (A-B 36)
PROGRAM SWITCH .....	2 (E 5-6)
RADIATOR COOLING FAN THERMO SWITCH .....	1 (D 3)
RADIATOR FAN CTRL UNIT .....	1 (E 3)
REAR WINDOW WIPER/WASHER RELAY .....	6 (C 22)
REAR WIPER MOTOR .....	6 (E 23)
SEAT BELT CTRL UNITS .....	9 (A-D 34)
SEAT BELT IN LINE FUSES .....	9 (C 33, D 33, A 34)
SEAT BELT WARNING CTRL UNIT .....	5 (B-C 17)
SECONDARY AIR INJECTION RELAY (2.8L) .....	3 (E 8)
STARTER .....	1 (A 3)
STARTER INTERLOCK RELAY .....	1 (B 3)
STOP LIGHT SWITCH .....	5 (D 19)
SUN ROOF .....	9 (E 34)
THIRD SPEED COOLING FAN THERMO SW .....	7 (B-C 27)
THROTTLE POSITION SENSOR (2.8L) .....	3 (B 8)
TIME DELAY RELAY FOR X-CONTACT .....	4 (B-C 13)
TRUNK LIGHT SW .....	7 (A 26-27)
TRUNK SW .....	7 (A 27)
VEHICLE SPEED SENS (VSS) .....	4 (E 15)
WARNING INDICATORS .....	5 (A 17)
WASHER NOZZLE HEATERS .....	6 (A 22)
WIPER INTERMITTENT SW .....	6 (E 21-23)
WIPER/WASHER INTERMITTENT RELAY .....	6 (C 21-22)
3 SPEED COOLANT FAN .....	7 (A-B 26-27)
AA	

# WIRING DIAGRAMS

## Article Text (p. 3)

### 1993 Volkswagen Passat

For Volkswagen Technical Site  
Copyright © 1998 Mitchell Repair Information Company, LLC  
Tuesday, December 07, 1999 11:27PM

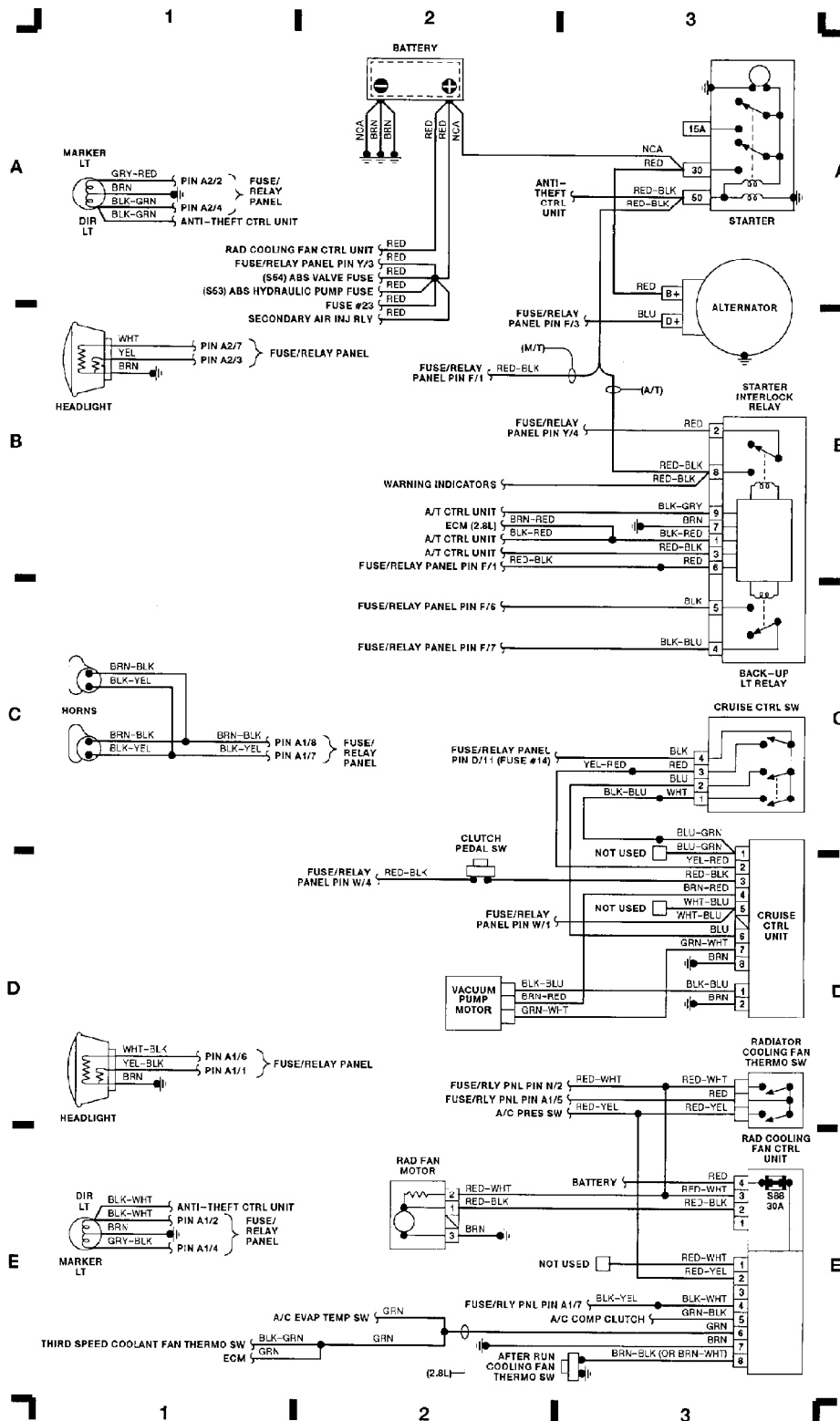


Fig. 1: Engine Compartment, Headlights (Grid 1-3)

94H30954

**WIRING DIAGRAMS**  
**Article Text (p. 4)**  
 1993 Volkswagen Passat  
 For Volkswagen Technical Site  
 Copyright © 1998 Mitchell Repair Information Company, LLC  
 Tuesday, December 07, 1999 11:27PM

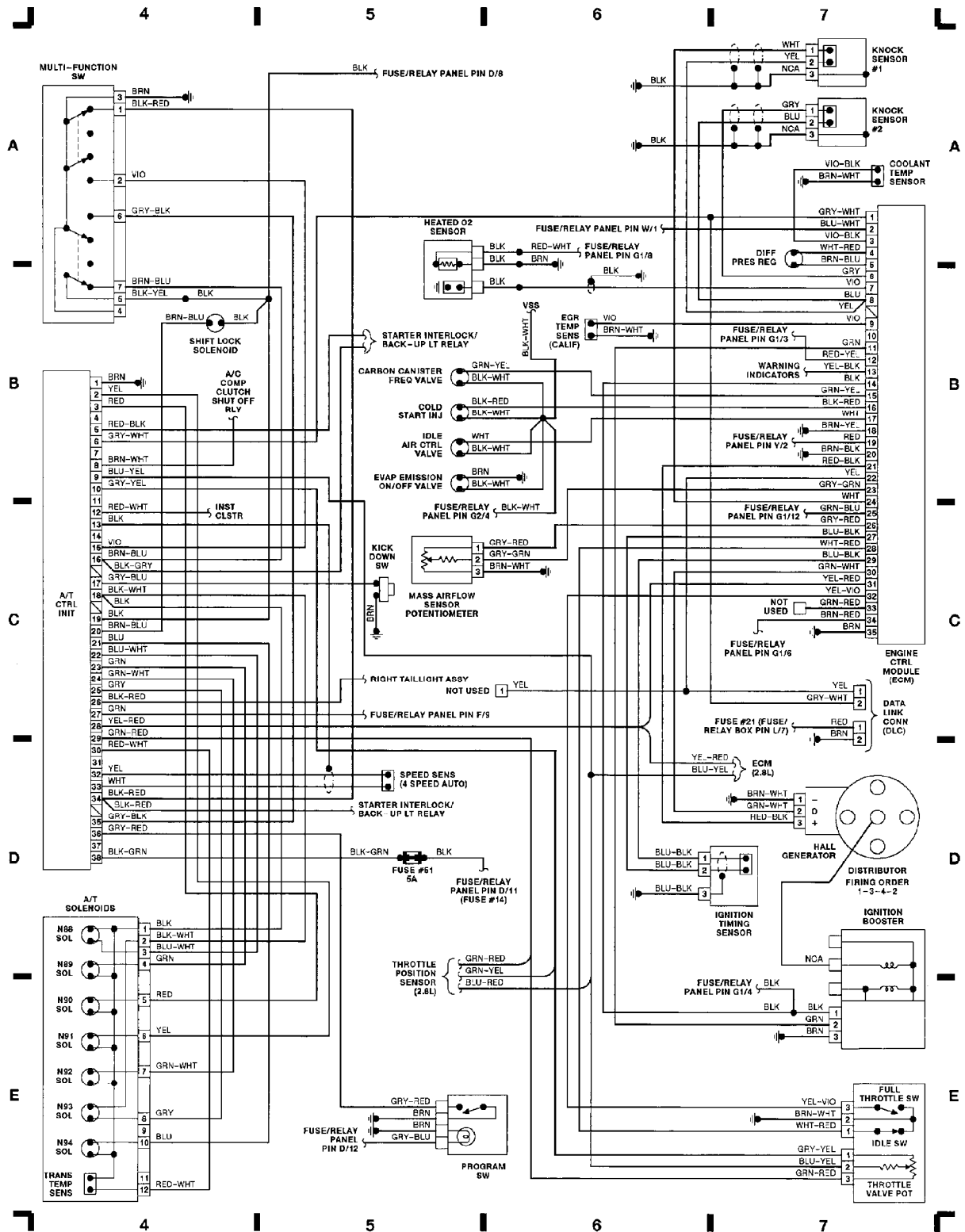


Fig. 2: Engine Ctrl Module, A/T Ctrl Unit, A/T Sol (Grid 4-7)

94I30955

**WIRING DIAGRAMS**  
**Article Text (p. 5)**  
 1993 Volkswagen Passat  
 For Volkswagen Technical Site  
 Copyright © 1998 Mitchell Repair Information Company, LLC  
 Tuesday, December 07, 1999 11:27PM

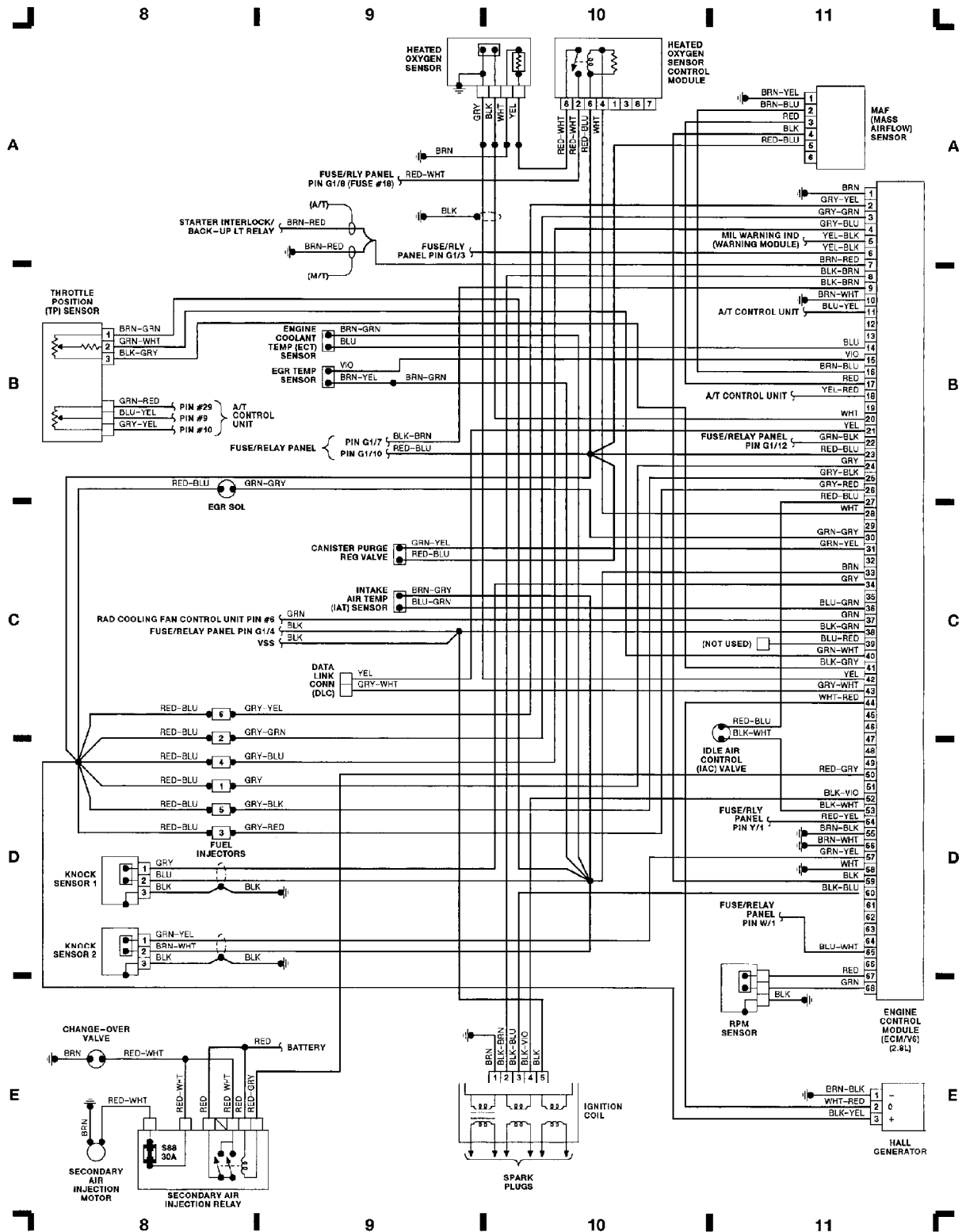


Fig. 3: Engine Ctrl Module, Ignition Coil (Grid 8-11)

94J30956

**WIRING DIAGRAMS**  
**Article Text (p. 6)**  
 1993 Volkswagen Passat  
 For Volkswagen Technical Site  
 Copyright © 1998 Mitchell Repair Information Company, LLC  
 Tuesday, December 07, 1999 11:27PM

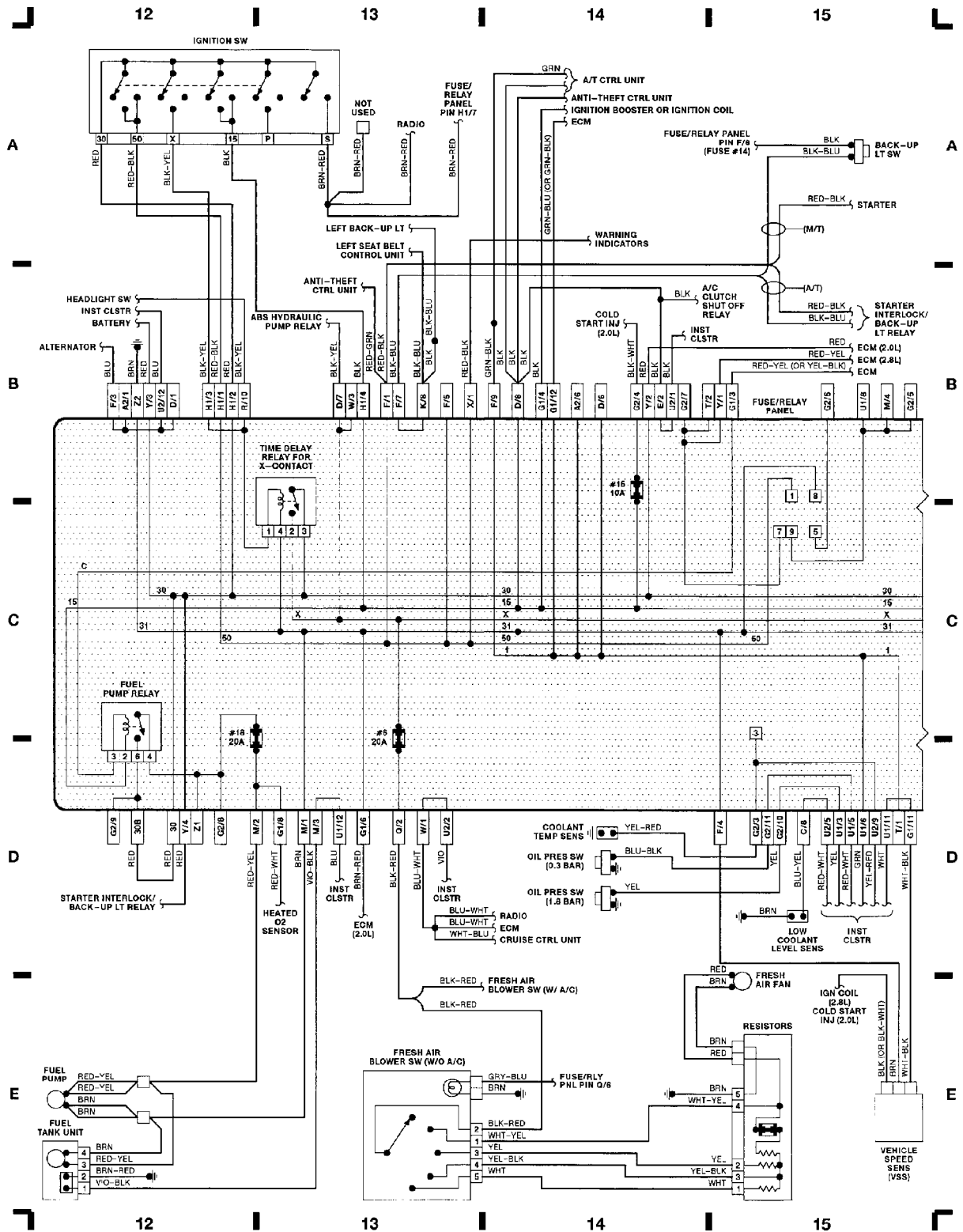
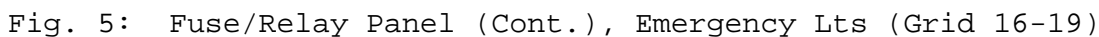


Fig. 4: Fuse/Relay Panel, Ignition Sw (Grid 12-15)

94A30957

Tuesday, December 07, 1999 11:27PM



**94B30958**

**WIRING DIAGRAMS**  
**Article Text (p. 8)**  
 1993 Volkswagen Passat  
 For Volkswagen Technical Site  
 Copyright © 1998 Mitchell Repair Information Company, LLC  
 Tuesday, December 07, 1999 11:27PM

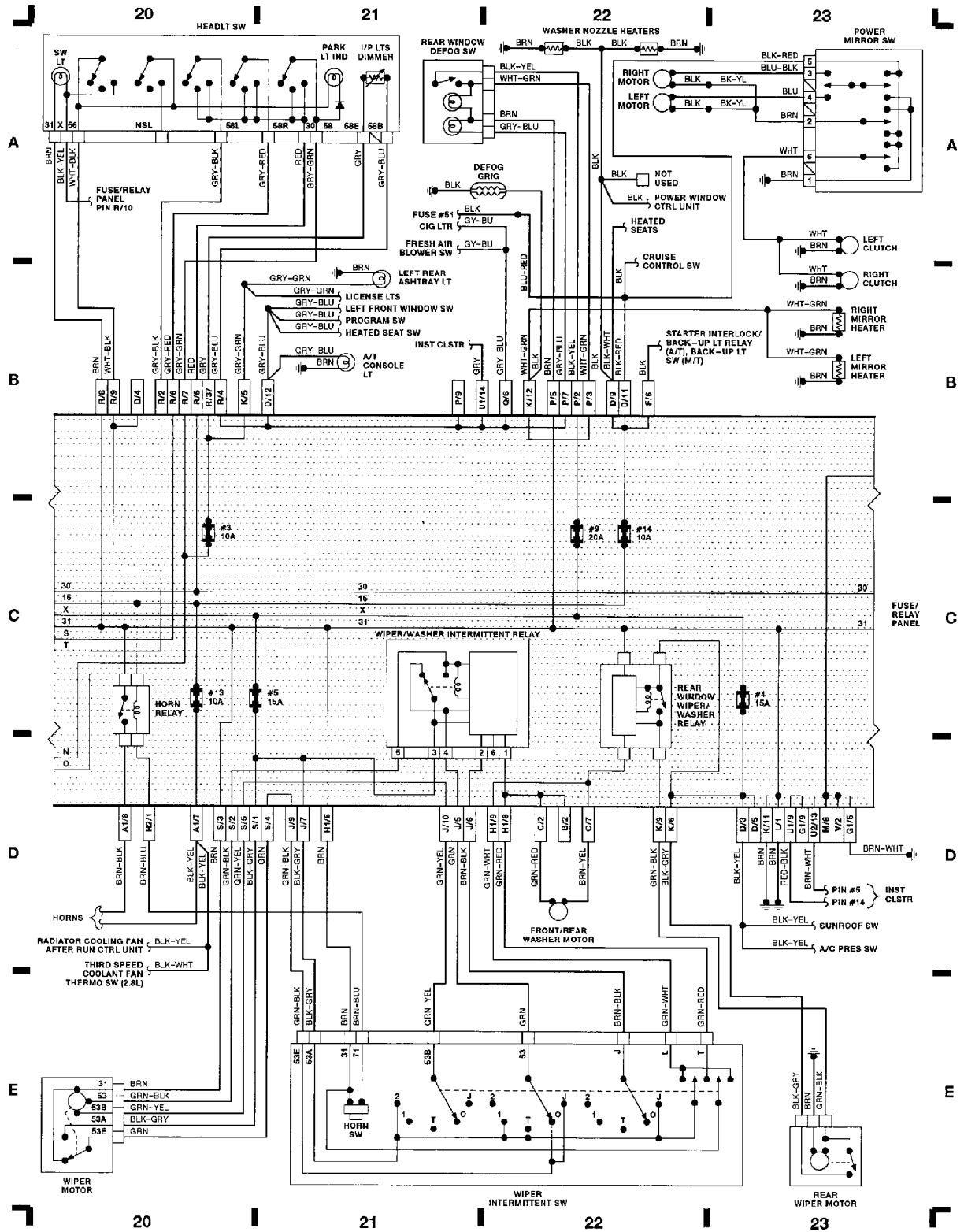


Fig. 6: Fuse/Relay Panel (Cont.), Headlt Sw (Grid 20-23) 94C30959



**WIRING DIAGRAMS**  
**Article Text (p. 9)**  
 1993 Volkswagen Passat  
 For Volkswagen Technical Site  
 Copyright © 1998 Mitchell Repair Information Company, LLC  
 Tuesday, December 07, 1999 11:27PM

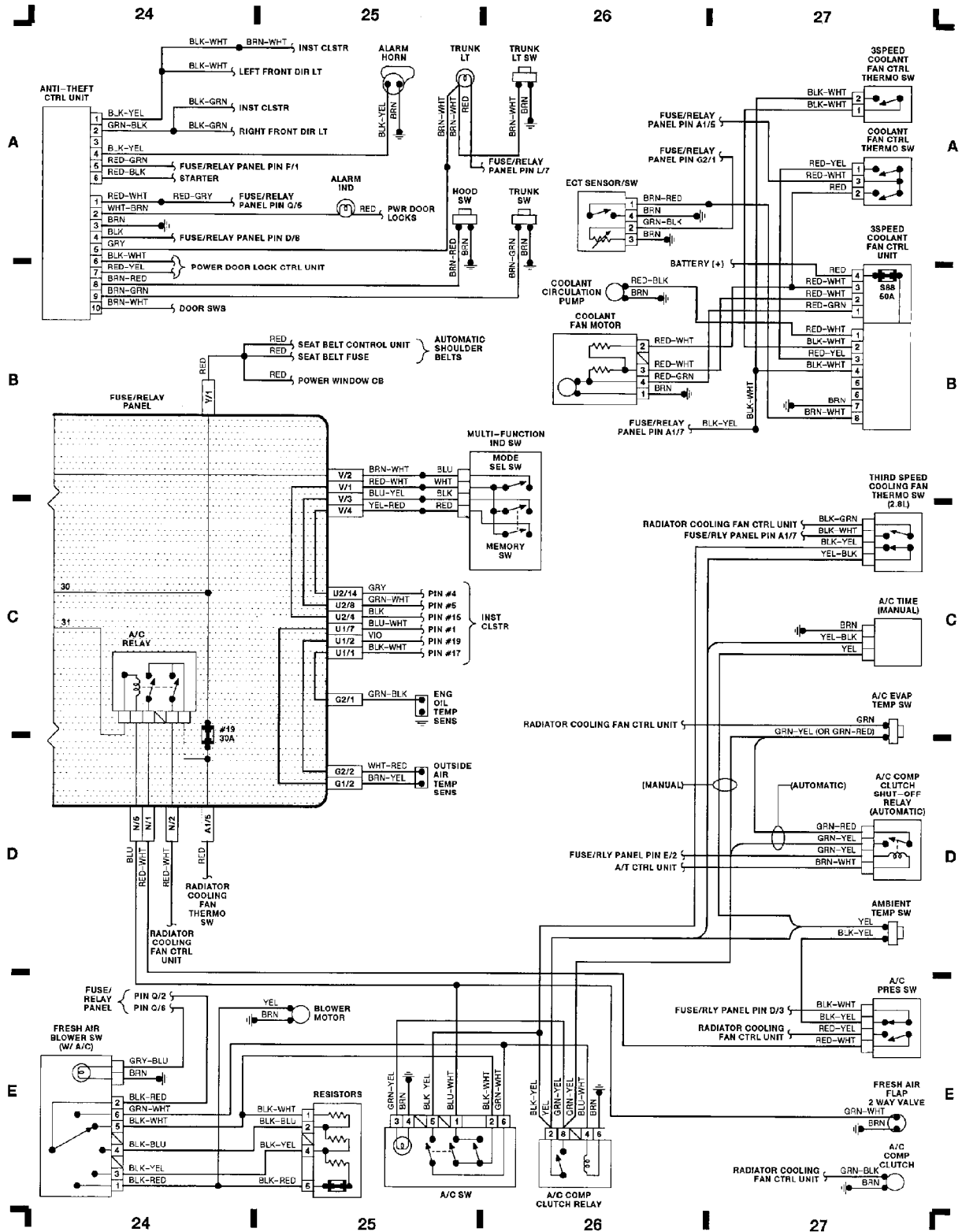


Fig. 7: Fuse/Relay Panel (Cont.), Fresh Air Blower Sw (Grid 24-27)

94F30960

**WIRING DIAGRAMS**  
**Article Text (p. 10)**  
 1993 Volkswagen Passat  
 For Volkswagen Technical Site  
 Copyright © 1998 Mitchell Repair Information Company, LLC  
 Tuesday, December 07, 1999 11:27PM

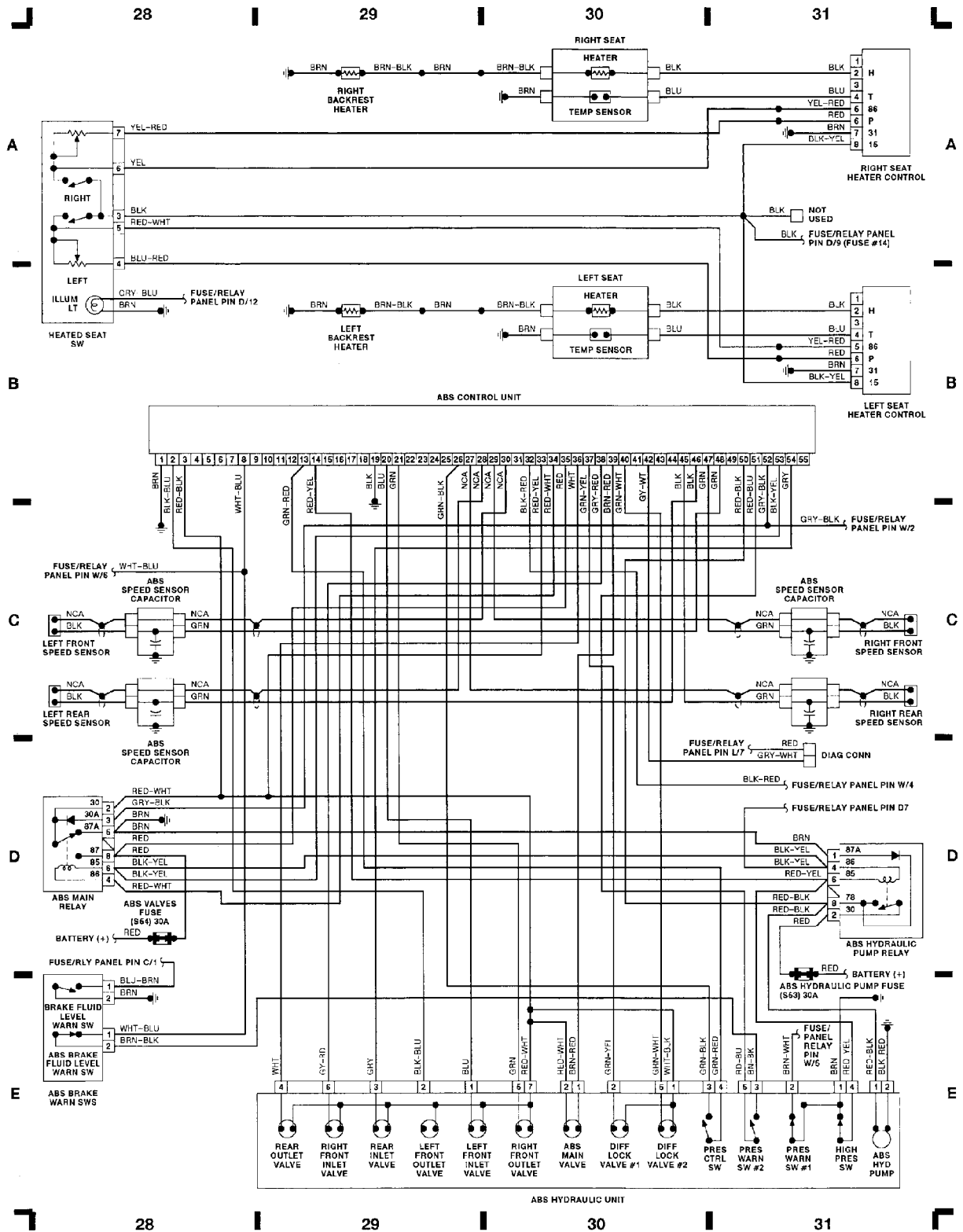


Fig. 8: ABS Ctrl Unit, ABS Hydraulic Unit (Grid 28-31)

**WIRING DIAGRAMS**  
**Article Text (p. 11)**  
 1993 Volkswagen Passat  
 For Volkswagen Technical Site  
 Copyright © 1998 Mitchell Repair Information Company, LLC  
 Tuesday, December 07, 1999 11:27PM

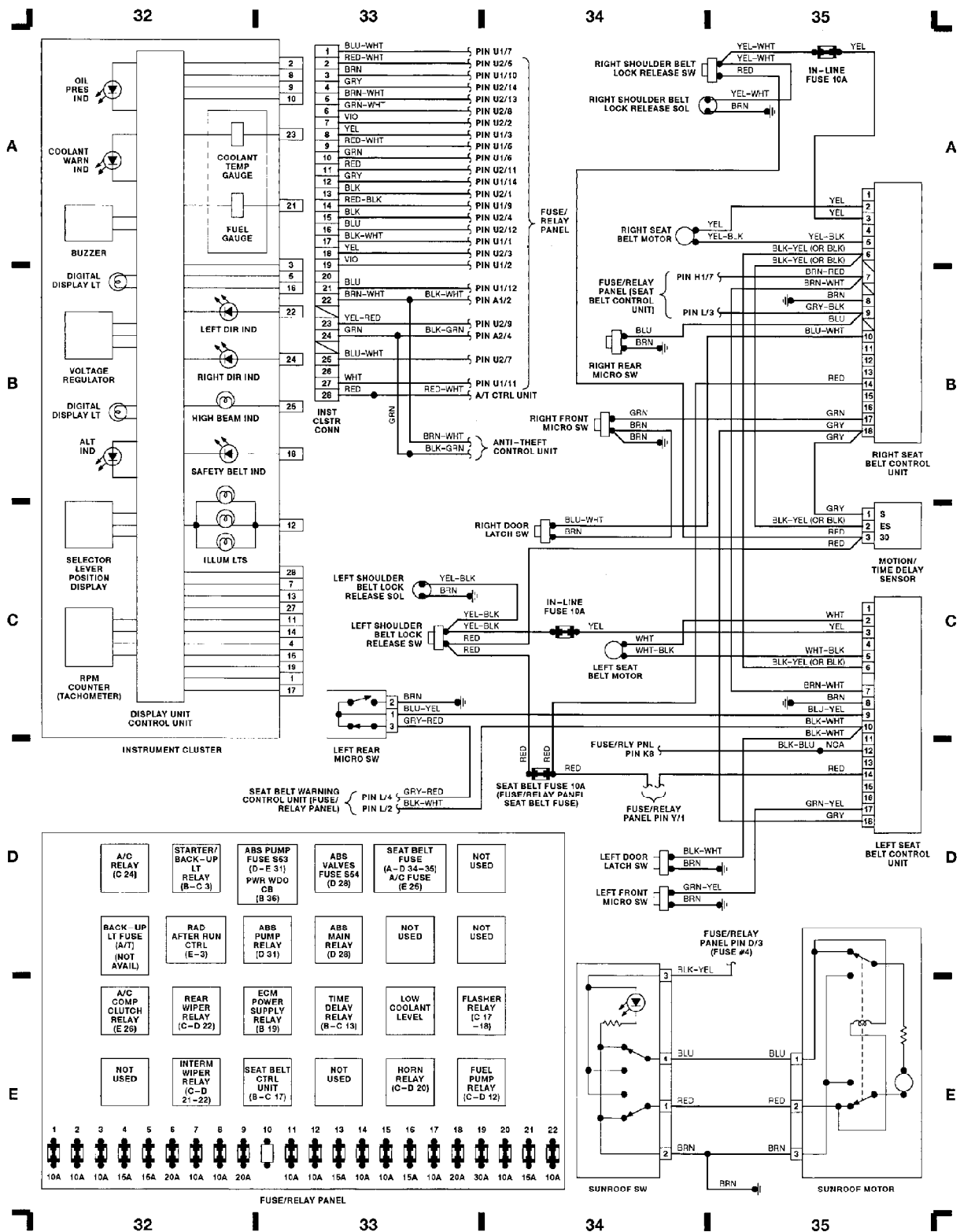


Fig. 9: Fuse/Relay Panel, Instrument Cluster (Grid 32-35)

**WIRING DIAGRAMS**  
**Article Text (p. 12)**  
 1993 Volkswagen Passat  
 For Volkswagen Technical Site  
 Copyright © 1998 Mitchell Repair Information Company, LLC  
 Tuesday, December 07, 1999 11:27PM

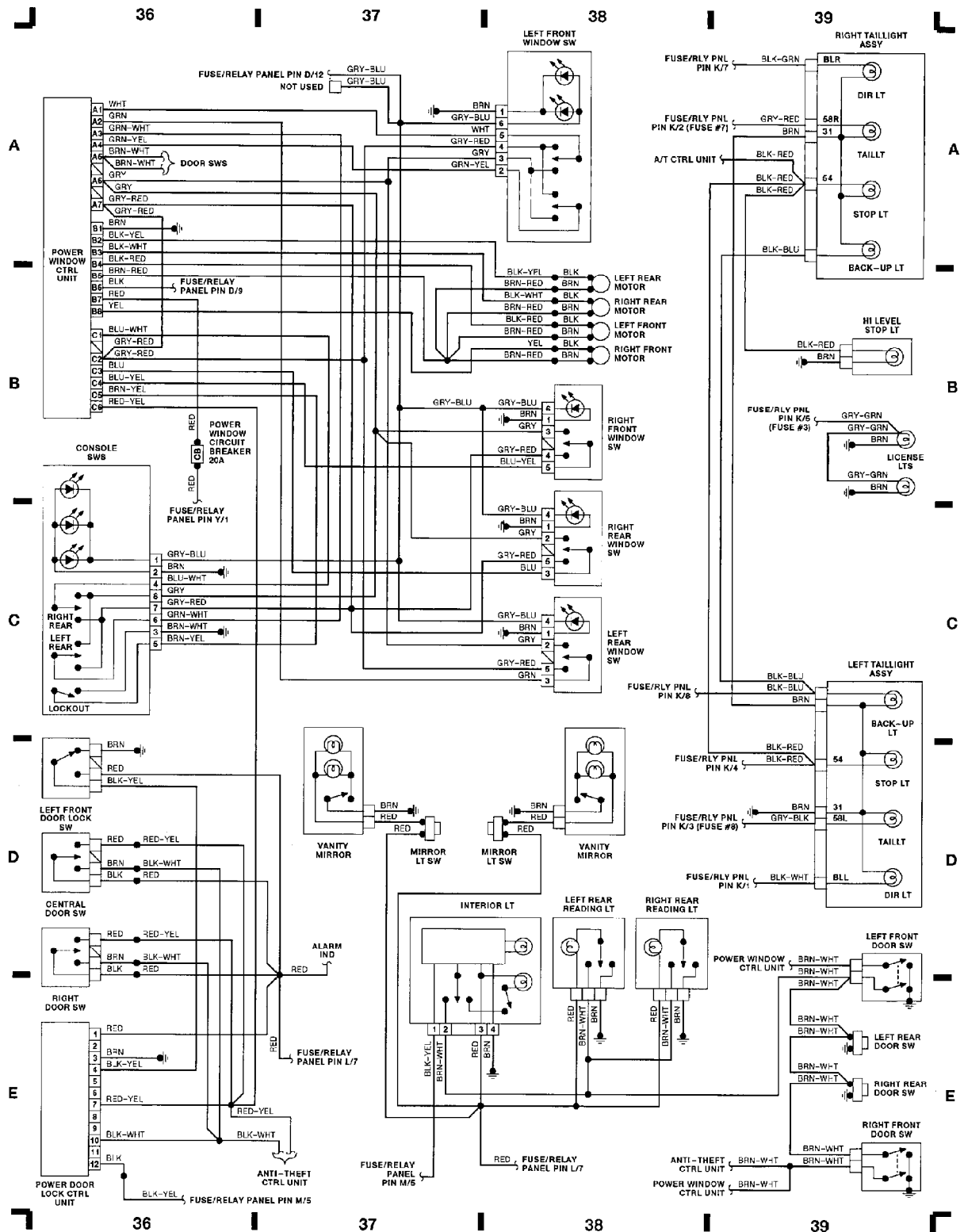


Fig. 10: Taillights, Console Sws, Power Windows (Grid 36-39)

94130963

END OF ARTICLE